



# Beethoven



Handwriting practice area consisting of multiple sets of horizontal lines. Each set includes a solid top line, a dashed middle line, and a solid bottom line, providing a guide for letter height and placement.

# Ludwig van Beethoven

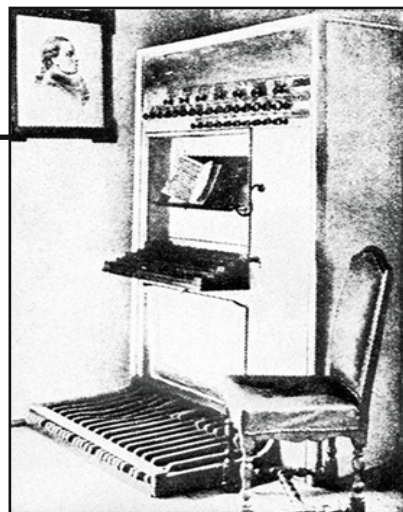


December 16, 1770 – March 26, 1827

Handwriting practice area with multiple sets of lines. Each set consists of a solid top line, a dashed middle line, and a solid bottom line. There are 10 such sets of lines available for writing practice.



# Beethoven Organ



\_\_\_\_\_

-----

\_\_\_\_\_

-----

\_\_\_\_\_

\_\_\_\_\_

-----

\_\_\_\_\_

-----

\_\_\_\_\_

-----

\_\_\_\_\_

-----

\_\_\_\_\_

-----

\_\_\_\_\_

-----

\_\_\_\_\_

-----

\_\_\_\_\_

-----

\_\_\_\_\_



The image shows a handwriting practice sheet. It features a large rectangular frame containing ten sets of horizontal lines for writing. Each set consists of three lines: a solid top line, a dashed middle line, and a solid bottom line. In the upper right corner of the main frame, there is a smaller, empty rectangular box. The entire sheet is designed for practicing letter formation and alignment.













A blank lined paper template. The page features a large rectangular frame containing horizontal lines for writing. On the right side of the page, there is a smaller, empty rectangular box, likely intended for a drawing or a specific note. The lines are evenly spaced and extend across the width of the page.