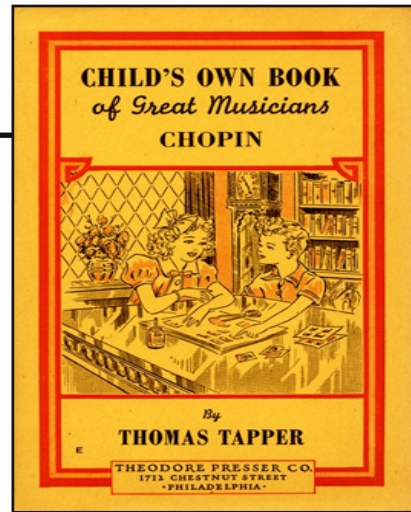


Chopin



Handwriting practice area consisting of multiple sets of horizontal lines. Each set includes a solid top line, a dashed middle line, and a solid bottom line, providing a guide for letter height and placement.


Frederic François Chopin



February 22, 1810 – October 17, 1849

Handwriting practice area with multiple sets of lines. Each set consists of a solid top line, a dashed middle line, and a solid bottom line. There are four such sets of lines arranged vertically, providing space for practicing letter formation and alignment.

Chopin's Dream



Handwriting practice area with multiple sets of lines. Each set consists of a solid top line, a dashed middle line, and a solid bottom line. There are 10 such sets of lines provided for writing practice.

The image shows a handwriting practice sheet. It features a large rectangular frame containing several sets of horizontal lines for writing. Each set consists of three lines: a solid top line, a dashed middle line, and a solid bottom line. There are 10 such sets of lines arranged vertically. In the upper right corner of the main writing area, there is a smaller, empty rectangular box, likely intended for a student's name or a drawing. The entire sheet is designed for practicing letter formation and alignment.

Frederic François Chopin




February 22, 1810 – October 17, 1849

A large rectangular frame containing a series of horizontal lines for writing. The lines are spaced evenly and extend across the width of the frame, providing a space for a student to write a biography or notes about Chopin.

Chopin Home



Chopin's Dream



Four horizontal lines for writing.

Fourteen horizontal lines for writing.

This image shows a blank sheet of lined paper designed for writing. The page features a large rectangular border. Inside this border, there are 20 horizontal lines spaced evenly down the page. On the right side of the page, there is a smaller, empty rectangular box that overlaps the main writing area. This box is positioned in the upper right quadrant of the page.